

## APPENDIX 6

### WORKLOAD STATISTICS

---

#### **Introduction**

The statistics in this appendix provide comparative historical information in relation to the work of the Court, in particular, comparative statistics concerning aspects of the Court's jurisdiction.

It should be noted that, in this report, the figures reported may be marginally different from figures reported in previous years. The variations have occurred through refinements or enhancements to the Court's FEDCAMs database which necessitated the checking or verification and possible variation of data previously entered, and secondly, from random audits of earlier data.

It should also be noted that Bankruptcy Act matters, consisting of creditors petitions and other related applications have been included in Table 6.1 and Figures 6.1 to 6.4a and 6.10 as part of the Court's general statistics. Bankruptcy matters have been recorded in the FEDCAMs database since 16 December 1996 as a result of changes to certain bankruptcy administrative functions occasioned by the *Bankruptcy Legislation Amendment Act 1996*. Bankruptcy statistics in earlier reports were shown separately to enable a true comparison to be made with reporting years prior to 1995-96. However, as the current report looks at workload statistics from 1995-96 onwards, it is now appropriate to include bankruptcy statistics as part of the Court's general workload statistics.

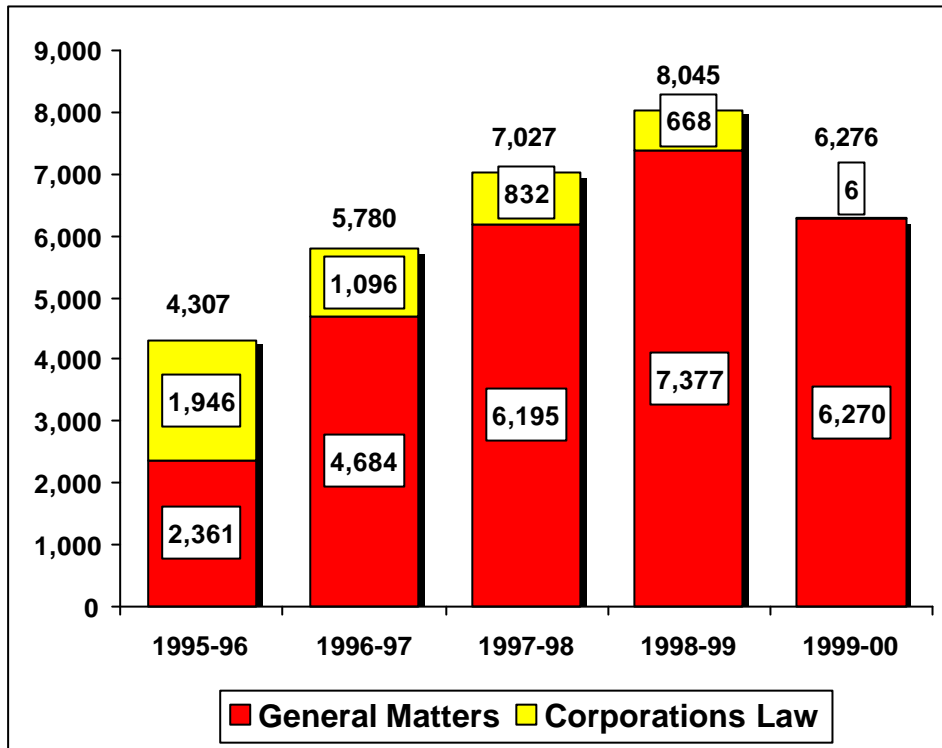
**Table 6.1**  
**Summary of Workload Statistics**

Workload	1995-96	1996-97	1997-98	1998-99	1999-00
Total matters					
Filed	4,307	5,780	7,027	8,045	6,276
Completed	3,879	4,883	7,357	7,546	6,613
Current	3,787	4,669	4,248	4,831	4,666
Corporations Law matters only					
Filed	1,946	1,096	832	668	6
Completed	1,836	1,420	956	811	228
Current	742	439	350	239	42
Bankruptcy matters only (Creditors petitions and related applications from 16/12/96)					
Filed	n/a	1,925	3,530	3,522	3,044
Completed	n/a	887	3,272	3,547	3,121
Current	n/a	1,042	1,180	1,181	1,150
Native Title matters including transfers on 30/9/98					
Filed	12	11	37	875	99
Completed	10	4	7	78	162
Current	11	18	48	845	779
Total matters (excluding Corporations Law, Bankruptcy matters, and Native Title matters)					
Filed	2,349	2,748	2,628	2,980	3,127
Completed	2,033	2,572	3,122	3,110	3,102
Current	3,034	3,170	2,670	2,566	2,695

In earlier reports, bankruptcy creditors petitions and related bankruptcy applications recorded in the FEDCAMs database since December 1996 were not included for 1996-97, 1997-98 and 1998-99 so that a true comparison could be made with earlier years. The Court has decided to include bankruptcy statistics in the Court's general statistics, and they are so included in the "Total matters" section of Table 6.1 as to filed, completed and current matters for the reporting years 1996-97 onwards.

Figure 6.1

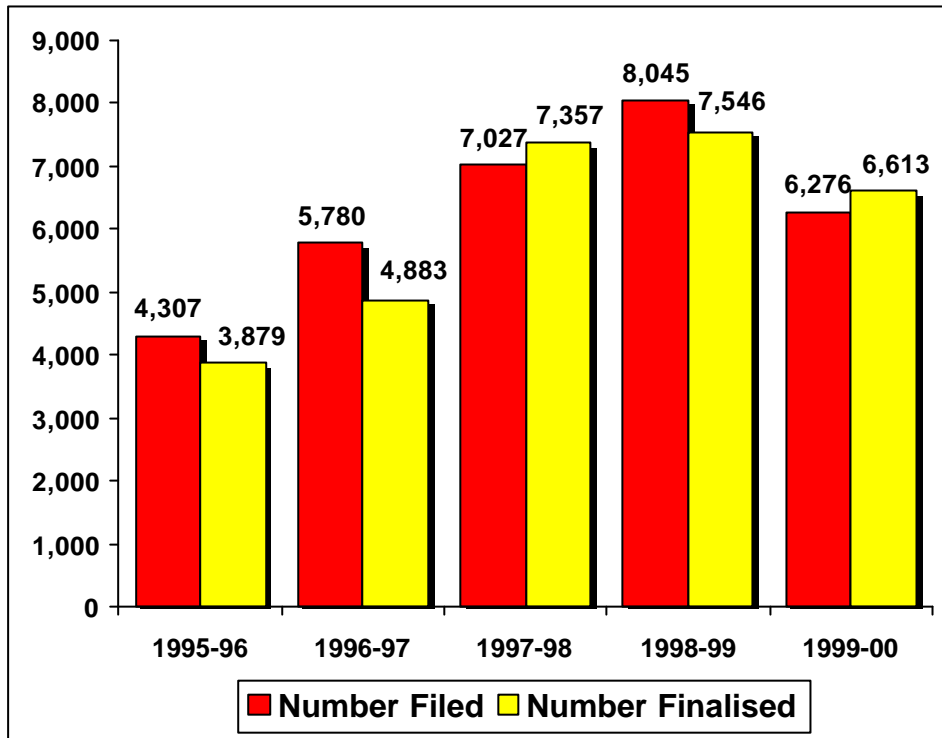
**Matters filed**  
1995-96 to 1999-2000  
(including bankruptcy applications from 16 December 1996)



The decline in filings between the 1998-99 and 1999-00 was due principally to a reduction in the number of bankruptcy and Corporations Law matters, and the one-off effect of 794 native title matters transferred to the Court from the NNT Tribunal on 30 September 1998 pursuant to provisions of the Native Title Amendment Act.

Figure 6.2

**Matters finalised  
1995-96 to 1999-2000  
(including bankruptcy applications from 16 December 1996)**



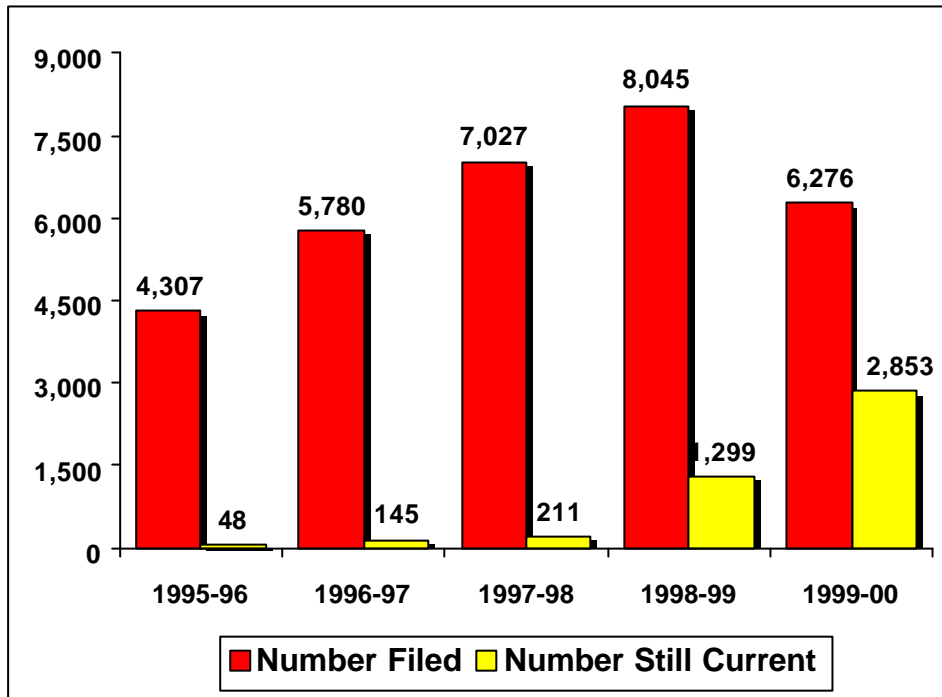
The number finalised refers to those matters finalised in the relevant financial year regardless of when these matters were originally filed.

From 16 December 1996, the number filed and the number finalised include creditors' petitions and other bankruptcy applications as shown below:

Year	Filed	Finalised
<b>1996-97</b>	<b>1,925</b>	<b>887</b>
<b>1997-98</b>	<b>3,530</b>	<b>3,272</b>
<b>1998-99</b>	<b>3,522</b>	<b>3,547</b>
<b>1999-00</b>	<b>3,044</b>	<b>3,121</b>

Figure 6.3

**Current Matters  
1995-96 to 1999-2000  
(including bankruptcy applications from 16 December 1996)**

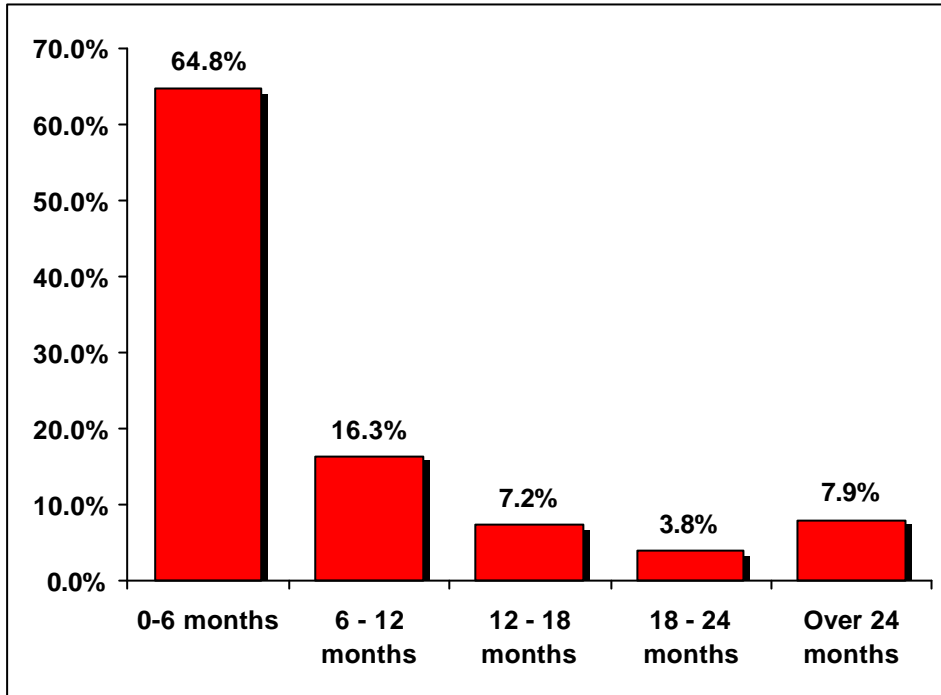


A total of 4,666 matters remain current as at 30 June 2000. The age of these are shown in the graph above. There were 110 applications still current relating to periods before those shown in the graph.

The total filed in 1998-99 includes 794 native title matters transferred from the National Native Title Tribunal on 30 September 1998. Of these, 605 matters remain current at 30 June 2000.

**Figure 6.4**

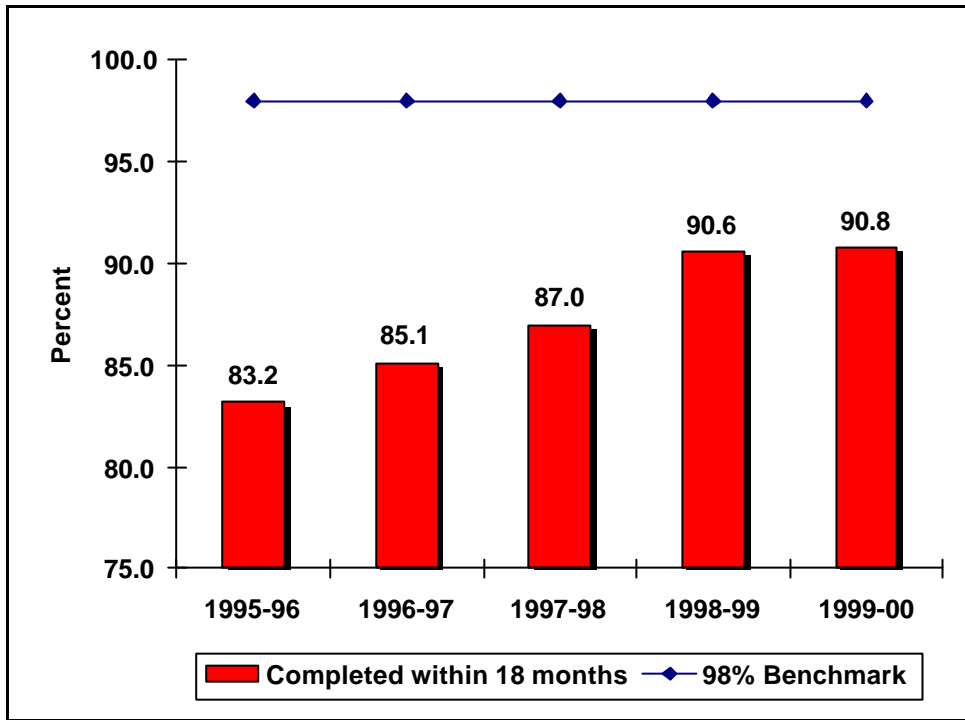
**Time span to complete  
Matters completed in the period 1 July 1995 to 30 June 2000  
(including bankruptcy applications from 16 December 1996)**



A total of 30,120 matters were completed during the 5-year period ended 30 June 2000 excluding Native Title matters. The time span, from filing to disposition of these matters, are shown in the graph above.

**Figure 6.4a**

**Time span to complete  
1995-96 to 1999-2000  
(including bankruptcy matters from 16 December 1996)**



The total number of applications completed for each of the last five years and the time span for completion are shown below:

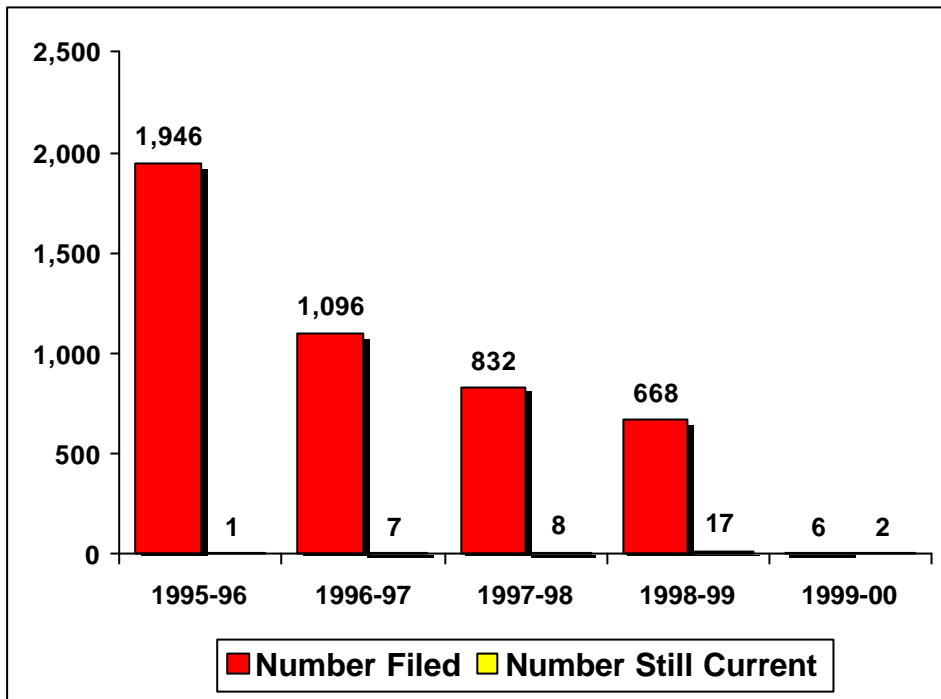
Year	Number	Percentage Completed	
		under 18 months	over 18 months
1995-96	3,879	83.2	16.8
1996-97	4,883	85.1	14.9
1997-98	7,357	87.0	13.0
1998-99	7,546	90.6	9.4
1999-00	6,613	90.8	9.2

During the reporting year the Court resolved to adopt a new benchmark of 85%. This will be applied from the 2000-01 reporting year.

**Figure 6.5**

**Corporations Law current matters**

1995-96 to 1999-2000



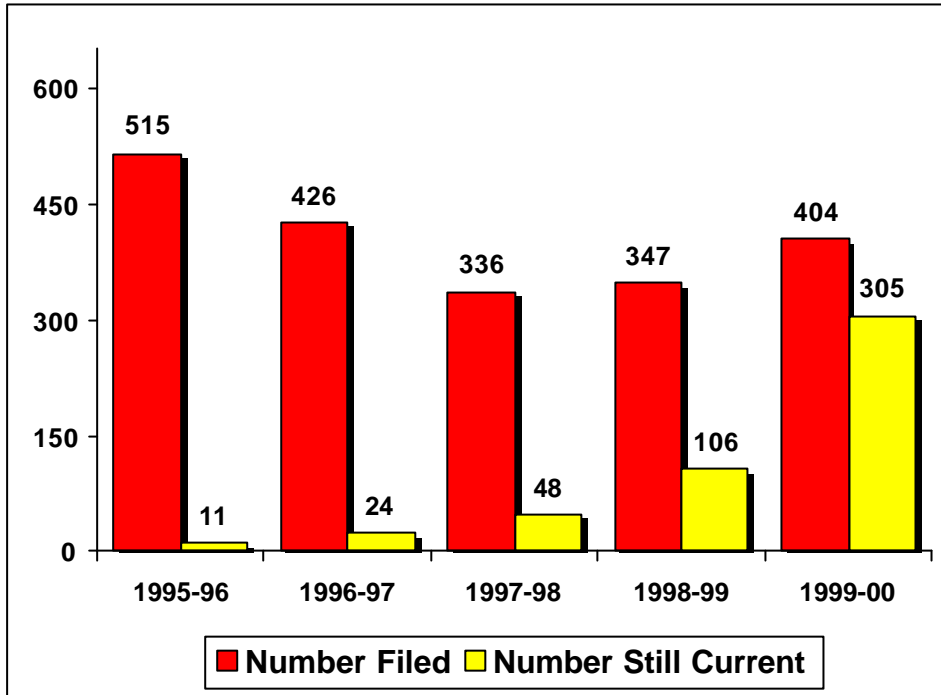
A total of 42 Corporation Law matters remain current as at 30 June 2000. The age of these are shown in the graph above. There were 7 matters still current relating to periods before those shown in the graph.

**Table 6.2****Corporations Law current matters - historical  
1995-96 to 1999-2000**

Age of matters	Current as at 30-Jun-96	Current as at 30-Jun-97	Current as at 30-Jun-98	Current as at 30-Jun-99	Current as at 30-Jun-00
under 6 months	468	194	183	111	1
6-12 months	129	79	59	45	2
12-18 months	74	44	24	20	6
under 18 months	671	317	266	176	9
18-24 months	30	57	30	19	10
over 24 months	41	65	54	44	23
over 18 months	71	122	84	63	33
<b>Total</b>	742	439	350	239	42

**Figure 6.6**

**Trade Practices Act matters filed and current  
1995-96 to 1999-2000**



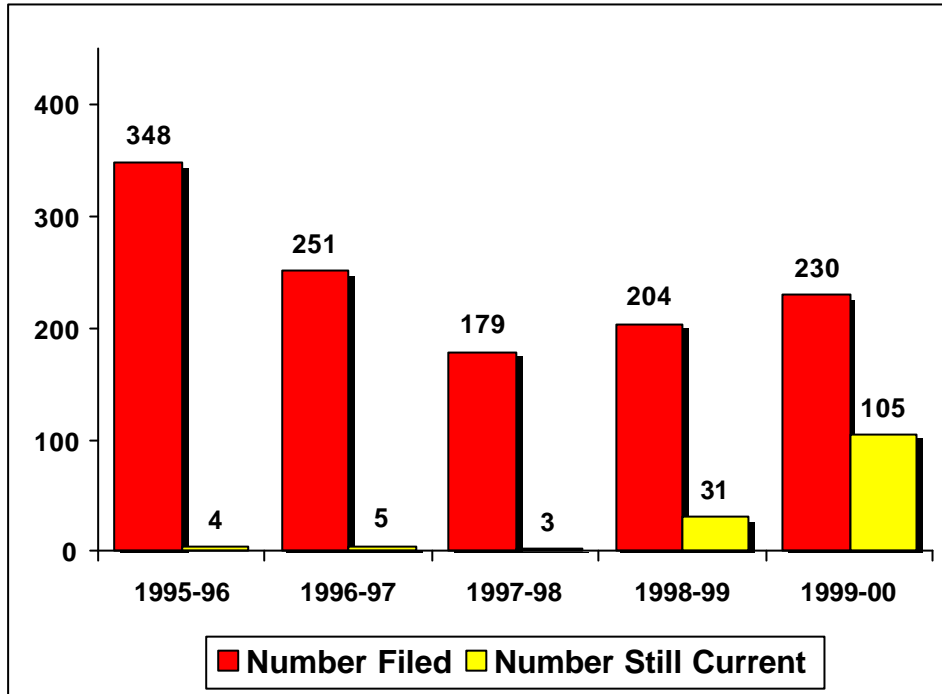
A total of 527 Trade Practices Act matters remain current as at 30 June 2000. The age of these are shown in the graph above. There were 33 matters still current relating to periods before those shown in the graph.

**Table 6.3****Trade Practices Act current matters - historical  
1995-96 to 1999-2000**

Age of matters	Matters current as at 30-Jun-96	Matters current as at 30-Jun-97	Matters current as at 30-Jun-98	Matters current as at 30-Jun-99	Matters current as at 30-Jun-00
under 6 months	180	153	104	128	103
6-12 months	166	142	99	108	204
12-18 months	116	86	84	41	54
under 18 months	464	381	287	277	361
18-24 months	98	82	67	51	50
over 24 months	186	177	175	161	116
over 18 months	284	259	242	212	166
<b>Total</b>	746	640	529	489	527

Figure 6.7

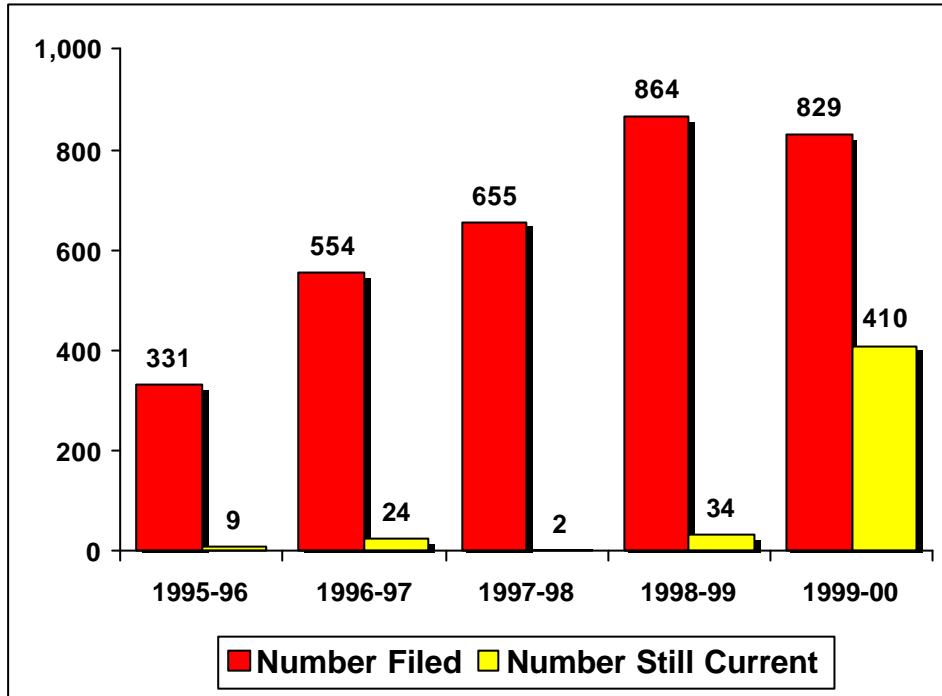
Administrative Decisions (Judicial Review) Act matters filed and current  
1995-96 to 1999-2000



A total of 152 Administrative Decisions (Judicial Review) Act matters remain current as at 30 June 2000. The age of these are shown in the graph above. There were 4 matters still current relating to periods before those shown in the graph.

Figure 6.7a

**Migration Act matters filed and current  
1995-96 to 1999-2000**

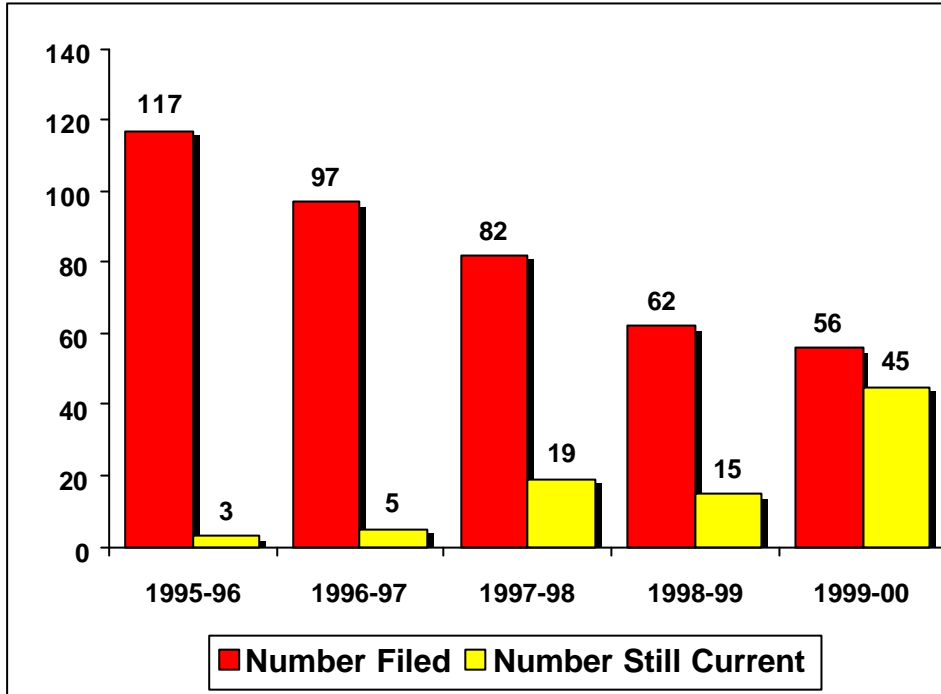


A total of 481 Migration Act matters remain current as at 30 June 2000. The age of these are shown in the graph above. There were 2 matters still current relating to periods before those shown in the graph.

Some migration applications are filed under the Administrative Decisions (Judicial Review) Act and these are shown in Table 6.4 on page 146.

Figure 6.8

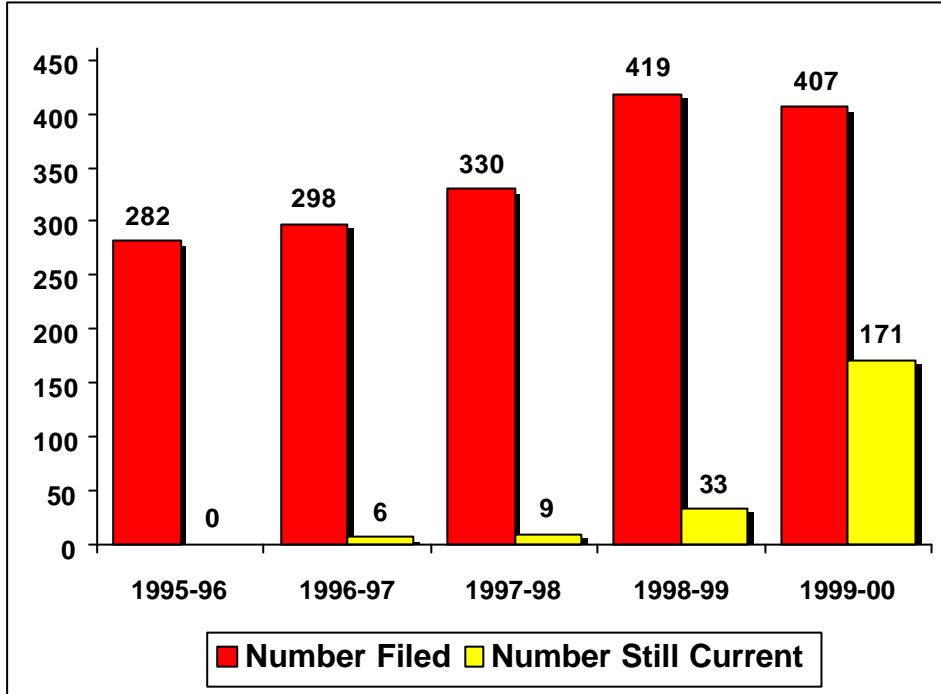
Admiralty Act matters filed and current  
1995-96 to 1999-2000



A total of 88 Admiralty Act matters remain current as at 30 June 2000. The age of these are shown in the graph above. There was one matter still current relating to a period before those shown in the graph.

**Figure 6.9**

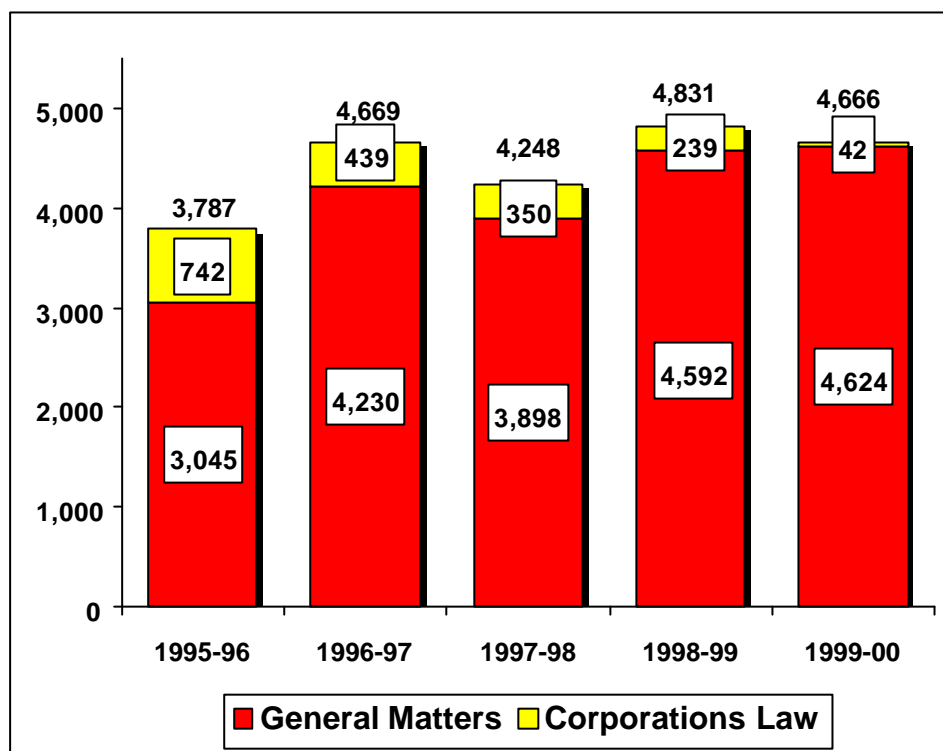
**Appeals to the Full Court filed and numbers still current  
1995-96 to 1999-2000**



A total of 221 appeals to the Full Court remain current as at 30 June 2000. The age of these are shown in the graph above. There were 2 appeals still current relating to periods before those shown in the graph.

Figure 6.10

Matters current as at 30 June each year  
1995-96 to 1999-2000  
(including bankruptcy applications from 16 December 1996)

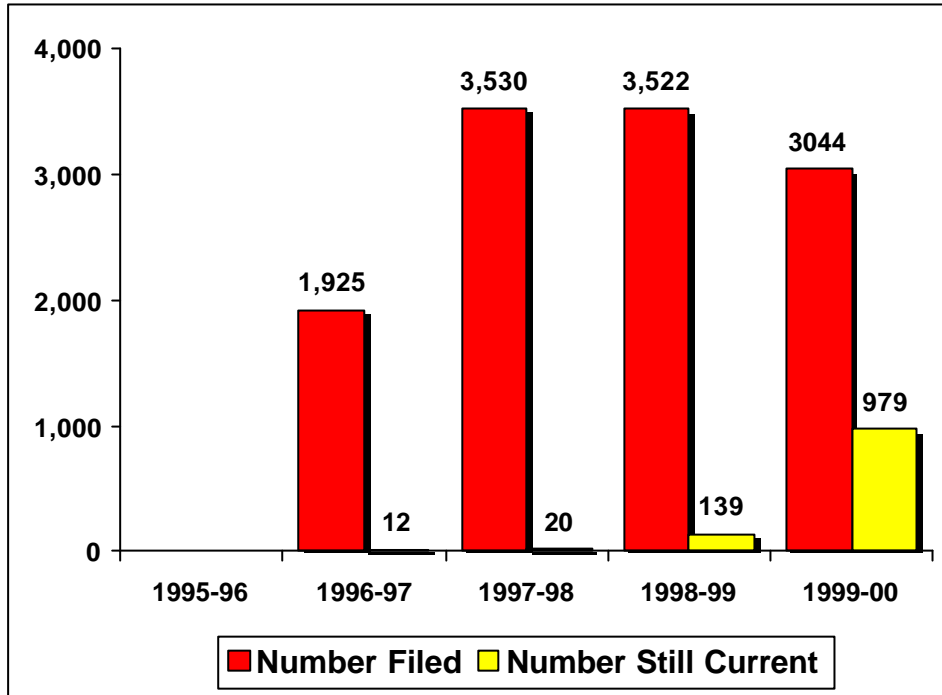


The number of current matters at the end of each year as a percentage of the number of matters filed during that year is shown below:

year	percent
1995-96	87.9
1996-97	80.8
1997-98	60.5
1998-99	60.0
1999-00	74.3

Figure 6.11

**Bankruptcy Act matters filed and current  
1995-96 To 1999-2000**



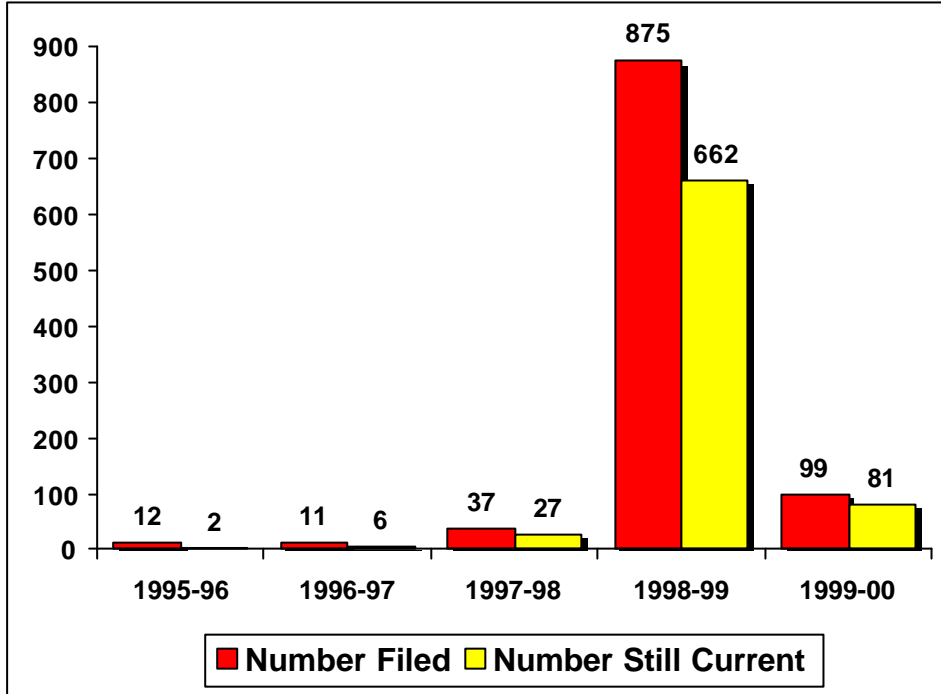
Bankruptcy matters consisting of creditors petitions and other related applications have been recorded in the FEDCAMs database since 16 December 1996. These were previously recorded in a separate database.

The newly formed Federal Magistrates Court, which commenced on 23 June 2000, also has jurisdiction in Bankruptcy Act matters. As a consequence, the workload in this area is expected to reduce in the Federal Court.

A total of 1,150 Bankruptcy Act matters remain current as at 30 June 2000. The age of these are shown in the graph above. There were no matters still current relating to periods before those shown in the graph.

Figure 6.12

Native Title Act matters filed and current  
1995-96 to 1999-2000



A total of 779 Native Title matters remain current as at 30 June 2000. The age of these are shown in the graph above. There was one matter still current relating to a period before those shown in the graph.

Included in the figures for 1998-99, there were 794 matters transferred from the National Native Title Tribunal on 30 September 1998. Of these, 605 matters remain current as at 30 June 2000.

**Table 6.4**

**Applications filed under the Administrative Decisions (Judicial Review) Act  
from 1995-96 to 1999-2000**

<b>ENACTMENT UNDER WHICH DECISION MADE</b>	<b>1995-96</b>	<b>1996-97</b>	<b>1997-98</b>	<b>1998-99</b>	<b>1999-00</b>
Aboriginal and Torres Strait Islander Commission	5	9	1	2	2
Aboriginal and Torres Strait Islander Heritage Protection	3	3	-	1	1
Aboriginal Councils and Associations	1	2	1	2	1
Aboriginal Land Rights (NT)	1	1	-	2	-
Administrative Appeals Tribunal	7	3	-	-	4
Aged Care	-	-	-	1	3
Aged or Disabled Persons	1	-	-	-	-
Air Force	1	-	-	1	-
Air Navigation	1	-	-	-	-
Anti-Dumping Authority	-	-	2	3	-
Audit	-	2	-	-	-
Australian Citizenship	4	-	-	-	1
Australian Federal Police	-	-	-	1	1
Australian Heritage Commission	1	1	-	-	-
Australian Maritime Safety Authority	-	-	2	-	-
Australian Securities Commission	6	3	2	2	1
ACT Ordinances and Acts	3	1	4	1	1
Bankruptcy	3	2	-	-	2
Broadcasting	1	-	-	-	-
Broadcasting Services	4	7	-	-	-
Child Care	1	-	-	-	-
Child Support (Registration and Collection)	-	-	2	2	-
Christmas Island Ordinances and Acts	-	1	-	-	-
Civil Aviation	-	-	1	2	1
Classification (Publications, Film and Computer Games)	-	1	-	-	-
Compensation (Commonwealth Government Employees)	-	-	-	1	-
Corporations	5	2	5	4	2
Crimes	5	2	3	4	2
Customs	2	8	1	2	5

<b>ENACTMENT UNDER WHICH DECISION MADE</b>	<b>1995-96</b>	<b>1996-97</b>	<b>1997-98</b>	<b>1998-99</b>	<b>1999-00</b>
Customs Tariff	-	-	1	1	-
Defence	-	-	2	2	-
Defence Force Discipline	1	-	-	1	-
Development Allowance Authority	-	1	-	-	-
Director of Public Prosecution	-	1	-	-	-
Disability Discrimination	-	4	7	2	4
Disability Services	-	-	1	-	-
Employment, Education and Training	-	1	2	-	-
Environment Protection (Sea Dumping)	1	-	-	-	-
Environmental Protection (Impact of Proposals)	2	1	3	2	-
Excise	-	-	-	1	-
Export Control	-	-	-	1	-
Export Market Development Grants	1	-	-	-	-
Extradition	-	2	-	-	-
Extradition (Commonwealth Countries)	-	-	-	1	-
Fair Trading	-	-	1	-	-
Family Law	2	-	-	1	1
Federal Airports Corporation	2	1	-	-	-
Federal Court of Australia	3	2	-	2	3
Fisheries Management	3	-	-	-	1
Forest Industries Research Levies	-	-	-	1	-
Freedom of Information	-	-	-	1	-
Great Barrier Reef Marine Park	-	-	1	1	-
Health Insurance	34	7	33	20	1
Higher Education Funding	1	-	-	-	1
Human Rights and Equal Opportunity Commission	3	5	10	6	10
Income Tax Assessment	8	5	10	44	4
Industrial Research and Development Incentives	2	2	-	-	-
Insurance (Agents and Brokers)	-	-	-	-	1
Insurance Contracts	-	-	-	1	-
Judiciary	11	6	19	15	22
Justices (NSW)	-	-	1	-	-
Life Insurance	-	1	-	-	-

<b>ENACTMENT UNDER WHICH DECISION MADE</b>	<b>1995-96</b>	<b>1996-97</b>	<b>1997-98</b>	<b>1998-99</b>	<b>1999-00</b>
Marriage	-	-	1	-	-
Merit Protection (Australian Government Employees)	1	-	1	-	-
Meteorology	-	1	-	-	-
Migration	113	95	13	38	114
Migration Act (Refugee Status)	63	25	2	8	2
Mutual Assistance in Criminal Matters	-	1	-	-	-
National Crime Authority	8	-	1	1	1
National Health	7	4	6	2	2
National Health and Medical Research Council	-	1	-	1	-
Native Title	1	5	1	5	2
Patents	1	-	1	2	2
Petroleum (Submerged Lands)	-	2	-	-	1
Prices Surveillance	1	-	-	-	-
Public Service	5	7	9	2	11
Quarantine	-	-	1	-	-
Racial Discrimination	1	2	7	2	-
Radiocommunications	1	-	-	-	-
Safety Rehabilitation and Compensation	4	1	2	1	2
Sales Tax Assessment	2	1	3	2	1
Securities Industries Code	1	-	-	-	-
Sex Discrimination	2	5	3	-	-
Social Security	1	2	1	2	3
Superannuation	-	2	3	-	1
Superannuation (Resolution of Complaints)	-	1	1	-	0
Taxation Administration	1	-	2	-	2
Taxation (Unpaid Company Tax) Assessment	1	-	-	-	-
Telecommunications	-	1	1	-	-
Telecommunications (Interception)	1	-	-	-	-
Therapeutic Goods	-	1	1	-	1
Trade Marks	-	-	1	-	1
Trade Practices	1	2	2	2	3
Veterans' Entitlements	3	2	1	2	5
Workplace Relations	-	2	-	-	1

<b>ENACTMENT UNDER WHICH DECISION MADE</b>	<b>1995-96</b>	<b>1996-97</b>	<b>1997-98</b>	<b>1998-99</b>	<b>1999-00</b>
World Heritage Properties Conservation	-	1	-	-	-
TOTALS	348	251	179	204	230